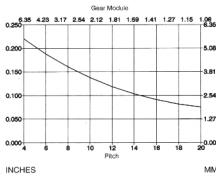



FULL OUTPUT OBTAINED AT ANY POINT BELOW THE LINE.



AIR GAP

3/4

MODEL NZR570 TTL OUTPUT BI-DIRECTIONAL NEAR ZERO SPEED SENSOR



FOR SPEED SENSING APPLICATIONS THAT REQUIRE A FREQUENCY OUTPUT SIGNAL AND/OR A DIRECTION (FORWARD, REVERSE) OUTPUT SIGNAL. SENSOR HAS SEALED FRONT END. SENSOR ALIGNMENT REQUIRED.

The NZR570 Bi-Directional sensor is designed to provide a quadrature type square wave pulse train output via Freq. 1 and Freq. 2. In one direction Freq. 1 will "lead" Freq. 2, in the opposite direction Freq. 1 will "lag" Freq. 2. This output is optimized for a 12 DP (Module 2.11) gear at .050"(1.27mm) air gap. Using other air gaps and gear pitches will cause a phase shift of other than 90°. Also provided is a logic level direction output, which will be a TTL logic 0 in one direction and a TTL logic 1 in the opposite direction.

GENERAL SPECIFICATIONS

SUPPLY VOLTAGE: 10.0 to 19.0 VDC @ 90mA max.
Reverse Polarity Protected

OPER. TEMP. RANGE: -40 to 185F (-40 to 85C)

OPER. FREQ. RANGE: .1 Hz to 10KHz

SIGNAL RISE/FALL TIME: TBD

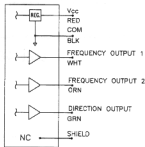
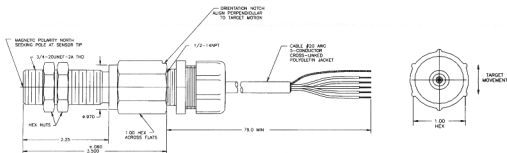
DUTY CYCLE: 30 to 70% @ .120" Gap, 12 DP Gear

FREQUENCY OUTPUT - Logic 1: 4 VDC min. @ no load
Logic 0: .6 VDC max. @ 10 mA sink

DIRECTION OUTPUT - Logic 1: 4 VDC min. @ no load
Logic 0: .6 VDC max. @ 10 mA sink

Rotation towards notch produces a Logic 1 "high" on Direction Output

NZR570 – Bi-Directional Output



OUTPUT CIRCUIT
WIRING INSTRUCTIONS



ISO
9001

