

Variable Reluctance Speed Sensor with Amplifier

EV58S25

GREEN LINE
INDUSTRIAL SPEED SENSORS

Product ID

Type #	Product #	Drawing #
EV58S25	385Z-05697	114.945 Rev.0

General

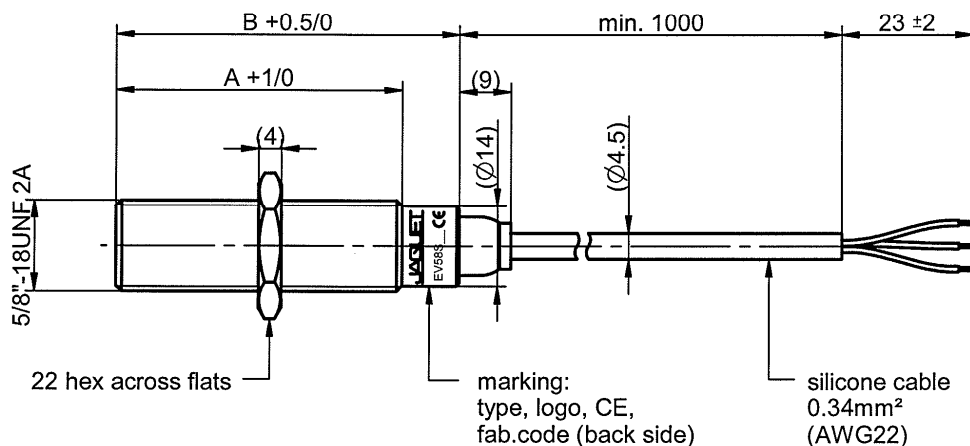
Function	The EV58S25 series variable reluctance (VR) speed sensors consist of an iron core, an inductive coil, and a permanent magnet and an amplifier. A ferrous pole wheel passing the sensor face changes the magnetic field strength, resulting in an AC voltage being induced in the coil. This signal is converted to a square wave signal with constant amplitude by the integrated amplifier. The frequency of the output signal is proportional to the speed of the moving target.
----------	--

Technical data

Supply voltage	5...32 VDC, protected against reverse polarity
Current consumption	Max. 5 mA (without load)
Coil properties	<ul style="list-style-type: none"> Inductance @ 1 kHz: 170 mH \pm 10% Resistance: 850 Ohm \pm 10% Magnet polarity: north pole towards front face Pole piece: diameter 2.7 mm
Polarity	Upon approach of ferrous metal, the signal pin is positive with respect to GND.
Signal output	Square wave signal from NPN output transistor with internal 2.2 kOhm pull-up resistor, DC-coupled to supply (negative pole = reference voltage). The signal frequency is proportional to the target speed. The signal amplitude does not depend on air gap and target geometry.
Frequency range	Up to 20 kHz, lower limit depending on application
Housing	5/8"-18 UNF-2A, tightening torque: max. 35 Nm
Connection	Connector mates with straight plug MS3106A-10SL-3S, 3 pins
Protection	Sensor head: IP68 Cable outlet: IP67
Insulation	Housing and electronics galvanically isolated (Test: 500 V, 50 Hz for 1 minute)
Pole wheel	Prerequisite: Toothed wheel of a ferrous material (e.g. Steel 1.0036). Optimal performance with <ul style="list-style-type: none"> Involute gear Tooth width > 10 mm Side offset < 0.2 mm Eccentricity < 0.2 mm
Air gap between sensor and pole wheel	Depending on lowest circumferential speed which has to be detected. Typically in the order of 1 mm.
Electromagnetic compatibility (EMC)	Please contact Jaquet for further details.
Vibration & shock immunity	Jaquet Greenline sensors are approved for rough environments. Please contact Jaquet for further details.
Operating temperature	-40°C...125°C

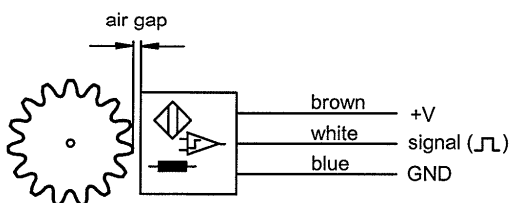
Further Information

Safety	All mechanical installations must be carried out by an expert. General safety requirements have to be met.
Installation	<p>The sensor has to be aligned to the pole wheel according to the sensor drawing independent of its rotational orientation. Deviations in positioning may affect the performance and decrease the noise immunity of the sensor. During installation, the smallest possible pole wheel to sensor gap should be set. The gap should however be set to prevent the face of the sensor ever touching the pole wheel. The amplitude of the output signal is not influenced by the air gap.</p> <p>A sensor should be mounted with the middle of the face side over the middle of the pole wheel. Dependent upon the wheel width, a certain degree of axial movement is permissible. However, the middle of the sensor must be at minimum in a distance of 3 mm from the edge of the pole wheel under all operating conditions.</p> <p>A solid and vibration free mounting of the sensor is important. Eventual sensor vibration relative to the pole wheel can induce additional output pulses. The sensors are insensitive to oil, grease etc. and can be installed in arduous conditions.</p>
Maintenance	Product cannot be repaired.
Transport	Product must be handled with care to prevent damage of the front face.
Storage	Product must be stored in dry conditions. The storage temperature corresponds to the operation temperature.
Disposal	Product must be disposed of properly, it must not be disposed as domestic waste.






part no.	Jaquet	A	B
385Z-05696	EV58S	50	60
385Z-05697	EV58S25	64	74
385Z-05698	EV58S40	102	112

connecting diagram:



FOR TECHNICAL SPECIFICATION SEE OPERATING INSTRUCTION

				dimensions in mm					
part no.				material / remarks		application			
-	-	-/-		-		nominal size range			
-	-	-/-		-		allowed tolerance			
-	-	-/-		-		replacement for			
-	-	-/-		-		first angle projection 	drawn	09.08.2007	ebi
-	-	-/-		-			approved	09.08.2007	
rev.	ecn.	date/signature		change description					
<div>JAQUET TECHNOLOGY GROUP Thannerstrasse 15 CH-4009 Basel www.jaquet.com</div> <div>part name speed sensor Greenline EV58S</div>						scale 1:1	approved	09.08.2007	
						format	drawing no.		rev.
						A4	114.945		0
						file name		114945.d	