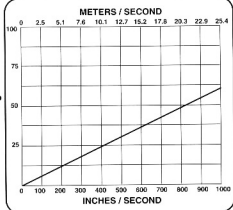



V P/P



# 3/4 5/8 3070/3090 SERIES EXPLOSION PROOF VRS SENSORS



NRTL/C



FOR HAZARDOUS LOCATIONS

OPTIMUM ACTUATOR: 8 DP (Module 3.17) Ferrous Metal Gear

TEST CONDITION: C (See Pg. 8)

## GENERAL SPECIFICATIONS

OUTPUT VOLTAGE: 60V P-P min.

COIL RESISTANCE: 191 to 280 OHMS

POLE PIECE DIA.: .187" (4.75mm)

MIN. SURFACE SPEED: 15 IPS (.38 m/Sec.) Typical

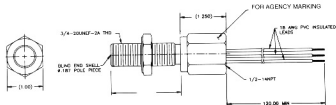
VIBRATION: Meets Mil-Std 202F Method 204D

OPER. TEMP. RANGE: -100 to 200F (-73 to 93C)

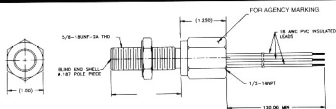
INDUCTANCE: 115 mH max.

GEAR PITCH RANGE: 12 DP (Module 2.11) or Coarser

MAX. OPER. FREQ.: 40 KHz Typical

SENSORS WITH 3/4-20 UNEF-2A MOUNTING THREAD,  
120" (3M) LEADS

MODEL	THREAD LENGTH	WEIGHT
3070A	1.8" (45 mm)	10.5 oz. (294 gr.)
3070A35	3.5" (88 mm)	11.5 oz. (322 gr.)

SENSORS WITH 5/8-18 UNEF-2A MOUNTING THREAD,  
120" (3M) LEADS

MODEL	THREAD LENGTH	WEIGHT
3090A	1.8" (45 mm)	9.5 oz. (266 gr.)
3090A35	3.5" (88 mm)	10.0 oz. (280 gr.)
3090A85 <sup>(1)</sup>	8.5" (215 mm)	12.5 oz. (350 gr.)

<sup>(1)</sup> Thread length includes 2" thread relief, 110" leads.

WHEN PROPERLY INSTALLED USING THE EXPLOSION CONTAINMENT METHOD, ALL 3070 AND 3090 SERIES MODELS ARE CERTIFIED FOR USE IN HAZARDOUS LOCATIONS AS FOLLOWS:

3070, 3090 SERIES:

CLASS 1, GROUPS ABCD, CLASS II, GROUPS EFG, CLASS III

THE 3070 AND 3090 SERIES HAVE BEEN TESTED TO AND MEET THE REQUIREMENTS OF APPLICABLE U.S. AND CANADIAN SPECIFICATIONS FOR THE LOCATIONS DESCRIBED ABOVE.

ISO  
9001

Electro Corporation, U.S.A. 941-355-8411