



# AM-560 Advanced HVAC Multimeter

## AM-500 Digital Multimeter Series

The AM-560 Advanced HVAC Multimeter is specifically designed for the most demanding HVAC applications. The AM-560 measures a complete range of electrical parameters and key functions such as temperature, dual thermocouples for temperature differential, low pass filter to take accurate measurements on variable frequency drives, capacitance to check motor startup capacitors, and micro amps for flame sensor troubleshooting. With a built-in flashlight and VoltTect™ non-contact voltage detection, the AM-560 is the choice multimeter for a professional HVAC technician.







- AC/DC Voltage up to 1000V, ac/dc current, resistance, frequency, capacitance, temperature, duty cycle.
- Dual thermocouple to take simultaneous temperature readings on low and high side of an HVAC system
- Low pass filter for variable frequency drives
- VoltTect™ Non-contact voltage detection
- Audible continuity
- Diode test
- Dual reading backlit LCD display with analog bar graph
- Data hold
- Max/min memory
- Peak hold (crest)
- Relative zero mode
- Built in work light
- Built in test leads storage and "third hand" test lead holder
- Warning against improper test leads connection
- Auto and manual ranging
- Auto power off and low battery warning
- Safety rated: CAT IV 600V, CAT III 1000V

## AM-560 DETAILED SPECIFICATIONS

Specifications	Range	Best Accuracy
AC Voltage	6.000 / 60.00 / 600.0 / 1000 V	±(1.0% Rdg + 3 LSD) @ 45 Hz to 400 Hz, 0 V to 600 V
DC Voltage	600.0 mV 6.000 / 60.00 / 600.0 / 1000 V	±(0.5% Rdg + 2 LSD) @ 6 V to 600 V ranges
Resistance	600.0 Ohms 6.000 / 60.00 / 600.0 kOhms 6.000 / 60.00 MOhms	±(1.0% Rdg + 2 LSD) @ 6 kOhms to 600 kOhms ranges
AC Current	600.0 µA / 6000 µA 60.00 mA / 500.0 mA / 10.00 A	±(1.2% Rdg + 5 LSD) @ 600 µA to 6000 µA ranges, 45 Hz to 400 Hz
DC Current	600.0 µA / 6000 µA 60.00 mA / 500.0 mA / 10.00 A	±(1.0% Rdg + 2 LSD) @ 600 µA to 6000 µA ranges
Frequency	60.00 / 600.0 Hz 6.000 / 60.00 / 600.0 kHz 6.000 / 60.00 MHz	±(0.1% Rdg + 3 LSD)
Duty cycle	10.00% to 90.00%	±(1.2% Rdg + 30 LSD) @ 5Hz to 2 kHz
Capacitance	60.00 / 600.0 nF 6.000 / 60.00 / 600.0 / 6000 µF 60.00 mF	±(3.0% Rdg + 5 LSD) @ 600 nF to 60 µF ranges
Temperature	-40 °F to 1832 °F / -40 °C to 1000 °C	°F: ±(1.0% rdg + 12) @ >104 °F to 752 °F / °C: ±(1.0% rdg + 8) @ >40 °C to 400 °C
Number of temperature inputs	Dual Thermocouple	

For more detailed specifications see instruction manual.

## AM-500 SERIES SELECTION GUIDE

		AM-500	AM-510	AM-520	AM-530	AM-560	AM-570		
MULTIMETER TYPE		Autoranging	Com / Res	HVAC	Electrical	Adv. HVAC	Industrial		
<b>Application:</b>									
<b>Functions</b>	Safety Rating	<b>Safety</b>		CAT III 600V	CAT III 600V	CAT III 600V	CAT III 600V	CAT IV 600V CAT III 1000V	CAT IV 600V CAT III 1000V
	Measure voltage in noisy environments	<b>True-rms</b>					■		■
	Electrical panels, AC outlets	<b>AC Voltage (V)</b>		600	600	600	600	1000	1000
	DC systems, auto/marine batteries	<b>DC Voltage (V)</b>		600	600	600	600	1000	1000
	AC Current - electrical panels, appliances	<b>AC Current (A)</b>		10	10	10	10	10	10
	DC Current - electronics, DC motors	<b>DC Current (A)</b>		10	10	10	10	10	10
	Specified resistance and continuity	<b>Resistance (MOhms)</b>		20	40	40	40	60	60
	Flame sensors	<b>Micro Amps</b>		■	■	■	■	■	■
	Diodes in ac to dc converters	<b>Diode test</b>		■	■	■	■	■	■
	Fuses, light bulbs, wire connections	<b>Continuity</b>		■	■	■	■	■	■
	Household batteries	<b>Battery test</b>		■	■	■	■	■	■
	Motor startup or run capacitors	<b>Capacitance</b>			■	■	■	■	■
	Frequency verification	<b>Frequency</b>			■	■	■	■	■
	VolTect™ Non-contact voltage detection	<b>Non-contact voltage</b>			■	■	■	■	■
Electrical load-time on vs. time off	<b>Duty cycle</b>			■			■	■	
Temp of air vents, fuses, transformers	<b>Temperature inputs</b>				1	1	2	2	
<b>Features</b>	Automatically selects measurement range	<b>Autoranging</b>		■	■	■	■	■	■
	Manually select measurement range	<b>Manual ranging</b>			■	■	■	■	■
	Voltage on variable frequency drives	<b>Low pass filter</b>					■	■	■
	Detect stray voltages	<b>Low Z</b>						■	■
	Dimly lit areas	<b>Built-in flashlight</b>			■	■	■	■	■
<b>Display</b>	Meter resolution	<b>LCD Counts</b>		2,000	4,000	4,000	4,000	6,000	6,000
	Dimly lit areas	<b>Backlight</b>			■	■	■	■	■
	Monitoring fast changing signals	<b>Bar graph</b>				■	■	■	■
	Two relative measurements on one screen	<b>Dual display</b>					■	■	■
<b>Events</b>	Data memory	<b>Data hold</b>		■	■	■	■	■	■
	Difference between two measurements	<b>Relative reading</b>			■	■	■	■	■
	Max/min peak measurement	<b>Max/min hold</b>				■	■	■	■
	Specialized signal measurements	<b>Peak hold (crest)</b>					■	■	■

## INCLUDED ACCESSORIES

Model	Batteries (Installed)	Test Leads	Temperature Probe	Temperature Adaptor	Velcro Strap	Carrying Case	User's Manual
AM-500	AAA x2	■					■
AM-510	9V (6F22) x1	■					■
AM-520	9V (6F22) x1	■	K-type probe x1		■	■	■
AM-530	9V (6F22) x1	■	K-type probe x1		■	■	■
AM-560	9V (6F22) x1	■	K-type probe x2	■	■	■	■
AM-570	9V (6F22) x1	■	K-type probe x2	■	■	■	■

### Amprobe®

info@amprobe.com  
 Everett, WA 98203  
 Tel: 877-AMPROBE (267-7623)

### Amprobe® Europe

In den Engematten 14,  
 79286 Glottertal, Germany  
 Tel.: +49 (0) 7684 8009 - 0