



AM-570 Industrial Multimeter

AM-500 Digital Multimeter Series

The Amprobe AM-570 is the best multimeter in its class designed for professional electricians who need to maintain service or troubleshoot advanced electrical systems in the most demanding environments. Packed full of features such as true-rms, dual thermocouples for taking differential temperature measurements, a low impedance function to detect stray voltage, and a low pass filter to accurately take measurements on variable frequency drives, the Amprobe AM-570 Digital Multimeter allows for quick go-no-go checks without the need for an additional tool.







- AC/DC Voltage up to 1000V, ac/dc current, resistance, frequency, capacitance, temperature, duty cycle.
- Low Z - to detect stray voltages
- Low pass filter for variable frequency drives
- VolTect™ Non-contact voltage detection
- Audible continuity
- Diode test
- Dual reading backlit LCD display with analog bar graph
- Data hold
- Max/min memory
- Peak hold (crest)
- Relative zero mode
- Built-in flashlight
- Built-in test leads storage and “third hand holder”
- Warning against improper test leads connection
- Auto and manual ranging
- Auto power off
- Low battery warning
- Safety rated: CAT IV 600V, CAT III 1000V

AM-570 DETAILED SPECIFICATIONS

Specifications	Range	Best Accuracy
True-rms		Yes
AC Voltage	6.000 / 60.00 / 600.0 / 1000 V 600.0 mV	$\pm(1.0\% \text{ Rdg} + 3 \text{ LSD}) @ 45 \text{ Hz to } 400 \text{ Hz, } 0 \text{ V to } 600 \text{ V}$
DC Voltage	6.000 / 60.00 / 600.0 / 1000 V	$\pm(0.5\% \text{ Rdg} + 2 \text{ LSD}) @ 6 \text{ V to } 600 \text{ V ranges}$
Resistance	600.0 Ohms 6.000 / 60.00 / 600.0 kOhms 6.000 / 60.00 MOhms	$\pm(1.0\% \text{ Rdg} + 2 \text{ LSD}) @ 6 \text{ kOhms to } 600 \text{ kOhms ranges}$
AC Current	600.0 μA / 6000 μA 60.00 mA / 500.0 mA / 10.00 A	$\pm(1.2\% \text{ Rdg} + 5 \text{ LSD}) @ 600 \mu\text{A to } 6000 \mu\text{A ranges, } 45 \text{ Hz to } 400 \text{ Hz}$
DC Current	600.0 μA / 6000 μA 60.00 mA / 500.0 mA / 10.00 A	$\pm(1.0\% \text{ Rdg} + 2 \text{ LSD}) @ 600 \mu\text{A to } 6000 \mu\text{A ranges}$
Frequency	60.00 / 600.0 Hz 6.000 / 60.00 / 600.0 kHz 6.000 / 60.00 MHz	$\pm(0.1\% \text{ Rdg} + 3 \text{ LSD})$
Duty Cycle	10.00% to 90.00%	$\pm(1.2\% \text{ Rdg} + 30 \text{ LSD}) @ 5\text{Hz to } 2 \text{ kHz}$
Capacitance	60.00 / 600.0 nF 6.000 / 60.00 / 600.0 / 6000 μF 60.00 mF	$\pm(3.0\% \text{ Rdg} + 5 \text{ LSD}) @ 600 \text{ nF to } 60 \mu\text{F ranges}$
Temperature	-40 °F to 1832 °F / -40 °C to 1000 °C	°F: $\pm(1.0\% \text{ rdg} + 12) @ >104 \text{ °F to } 752 \text{ °F}$ / °C: $\pm(1.0\% \text{ rdg} + 8) @ >40 \text{ °C to } 400 \text{ °C}$
Number of temperature inputs		Dual Thermocouple

For more detailed specifications see instruction manual.

AM-500 SERIES SELECTION GUIDE

		AM-500	AM-510	AM-520	AM-530	AM-560	AM-570	
MULTIMETER TYPE		Autoranging	Com / Res	HVAC	Electrical	Adv. HVAC	Industrial	
Application:								
Functions	Safety Rating	Safety	CAT III 600V	CAT III 600V	CAT III 600V	CAT III 600V	CAT IV 600V CAT III 1000V	CAT IV 600V CAT III 1000V
	Measure voltage in noisy environments	True-rms				■		■
	Electrical panels, AC outlets	AC Voltage (V)	600	600	600	600	1000	1000
	DC systems, auto/marine batteries	DC Voltage (V)	600	600	600	600	1000	1000
	AC Current - electrical panels, appliances	AC Current (A)	10	10	10	10	10	10
	DC Current - electronics, DC motors	DC Current (A)	10	10	10	10	10	10
	Specified resistance and continuity	Resistance (MOhms)	20	40	40	40	60	60
	Flame sensors	Micro Amps	■	■	■	■	■	■
	Diodes in ac to dc converters	Diode test	■	■	■	■	■	■
	Fuses, light bulbs, wire connections	Continuity	■	■	■	■	■	■
	Household batteries	Battery test	■	■	■	■	■	■
	Motor startup or run capacitors	Capacitance		■	■	■	■	■
	Frequency verification	Frequency		■	■	■	■	■
	VolTect™ Non-contact voltage detection	Non-contact voltage		■	■	■	■	■
Electrical load-time on vs. time off	Duty cycle		■			■	■	
Temp of air vents, fuses, transformers	Temperature inputs			1	1	2	2	
Features	Automatically selects measurement range	Autoranging	■	■	■	■	■	■
	Manually select measurement range	Manual ranging		■	■	■	■	■
	Voltage on variable frequency drives	Low pass filter					■	■
	Detect stray voltages	Low Z						■
	Dimly lit areas	Built-in flashlight		■	■	■	■	■
Display	Meter resolution	LCD Counts	2,000	4,000	4,000	4,000	6,000	6,000
	Dimly lit areas	Backlight		■	■	■	■	■
	Monitoring fast changing signals	Bar graph			■	■	■	■
	Two relative measurements on one screen	Dual display					■	■
Events	Data memory	Data hold	■	■	■	■	■	■
	Difference between two measurements	Relative reading		■	■	■	■	■
	Max/min peak measurement	Max/min hold			■	■	■	■
	Specialized signal measurements	Peak hold (crest)					■	■

INCLUDED ACCESSORIES

Model	Batteries (Installed)	Test Leads	Temperature Probe	Temperature Adaptor	Velcro Strap	Carrying Case	User's Manual
AM-500	AAA x2	■					■
AM-510	9V (6F22) x1	■					■
AM-520	9V (6F22) x1	■	K-type probe x1		■	■	■
AM-530	9V (6F22) x1	■	K-type probe x1		■	■	■
AM-560	9V (6F22) x1	■	K-type probe x2	■	■	■	■
AM-570	9V (6F22) x1	■	K-type probe x2	■	■	■	■

Amprobe®

info@amprobe.com
 Everett, WA 98203
 Tel: 877-AMPROBE (267-7623)

Amprobe® Europe

In den Engematten 14,
 79286 Glottertal, Germany
 Tel.: +49 (0) 7684 8009 - 0