



SERIES K4000 & KW4000 ENERGY METERS

120 / 208 / 240 / 480 VOLTS, THREE PHASE 3 or 4 WIRE

APPLICATIONS:

- Commercial
- Industrial

FEATURES:

- Six Digit KWh LCD Display (no multipliers)
- Displays L1, L2 & L3 Power Readings
- Three Digits, Volts, Amps, KW
- Remote C.T. Operated
- KWh Pulse, Form A Relay
- Plug in Terminals for Field Testing
- LED Indicates Relay Operation
- Display Indicates Correct Wiring

SPECIFICATIONS:

- NEMA 1. ABS Plastic Enclosure
- Temp Range: -10 to 120 Degrees F
- Humidity: 95% Non-condensing
- Form A Relay: (240v-10amps) AC/DC
- Meter Instrumentation: .635 amps.
- Burden: CT Burden .06 VA
- Isolated C.T. Circuit
- Microprocessor Based (no batteries)

COMPLIANCE:

- Accuracy: ANSI C12.16
- FCC: Class A Part 15
- UL: 61010B-1, CUL, EC Michigan Compliant
- NYC Approved

CURRENT TRANSFORMERS:


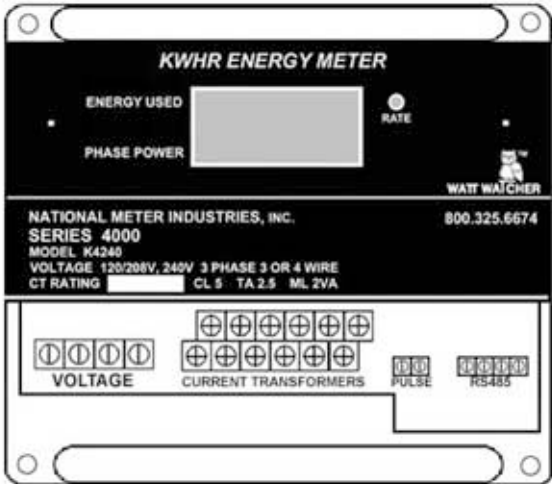
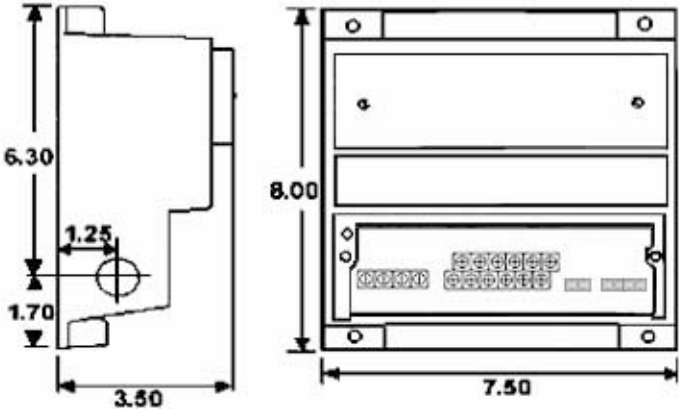
- Includes Solid Core CTs to 400 amp.
- Split Core and Higher Ratings (available)

KILOWATT HOUR MODELS:

- K4240** 120/208/240 Three Phase 3 or 4 Wire
- K4480** 277/480 Three Phase 3 or 4 Wire

KILOWATT HOUR AND KW DEMAND:

- KW4240** 120/208/240 Three Phase 3 or 4 Wire
- KW4480** 277/480 Three Phase 3 or 4 Wire (Key Resets The Demand)



WIRING DIAGRAM

