

MODEL 2732

Single-Phase Current Monitor

- Detects Over or Under Current
- Adjustable Trip Delay
- Automatic or Manual Reset

DESCRIPTION

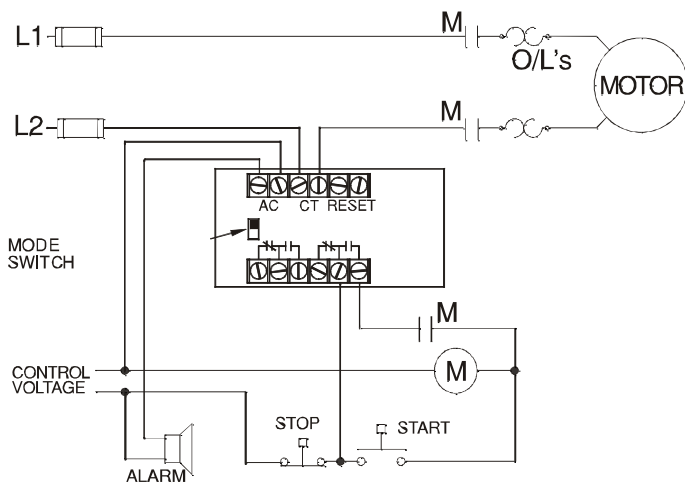
The **Model 2732 Single-Phase Current Monitor** is designed to continuously monitor single-phase AC current. It consists of a solid-state sensing circuit driving an internal electromechanical relay. The Model 2732 has two operating modes; over-current sensing or under-current sensing. The operating mode is selected by means of a slide switch on the monitor.

When operating voltage is applied, and the current level is correct according to the operating mode, the relay will energize. A fault condition will cause the OVER/UNDER LED on the monitor to illuminate, and the trip delay will begin. If correct current is restored, the relay remains energized. If current is not restored during the delay period, the relay will de-energize and the red TRIP indicator will illuminate.


The Model 2732 has three reset configurations: automatic, manual (add jumper), or manual remote (add NC switch). The standard model, as provided, will reset automatically.

TYPICAL APPLICATION

Over-Current with Alarm; Auto Reset



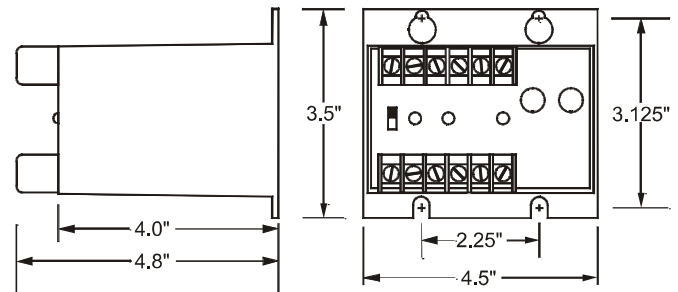
Shows No Power Applied



SPECIFICATIONS

Model	A2732	B2732	C2732
Input Voltage	24VAC	120VAC	230VAC
Voltage Range	20-28VAC	100-130VAC	190-250VAC
Max. Voltage	30VAC	140VAC	260VAC
Frequency	50-400Hz		
Input Current	1 - 5 Amps		
Transient Protection	2500V for 10ms		
Contact Rating	DPDT 10A at 240VAC resistive		
Expected Relay Life	Mech: 10 million operations Elec: 100,000 operations at rated load		
Trip Delay	Adjustable 0.2 to 20 seconds		
Reset	Automatic, Manual (reset button on case) or Remote Manual		
Operating Temp	- 20° to +131° F		
Humidity Tolerance	0-97% w/o condensation		
Enclosure Material	ABS Plastic		
Weight	15 oz.		

DIMENSIONS



Telephone: Main - (918) 438-1220
Sales - (800) 862-2875
Fax: (918) 437-7584

E-mail: sales@time-mark.com
Internet: http://www.time-mark.com



11440 East Pine Street
Tulsa, Oklahoma 74116

11/2011
© 2011 TIME MARK CORPORATION

TIME MARK is a division of  AEMT, Inc.

Single-Phase Current Monitor

Read All Instructions Before Installing, Operating or Servicing This Device.
KEEP THIS DATA SHEET FOR FUTURE REFERENCE.

GENERAL SAFETY

**POTENTIALLY HAZARDOUS VOLTAGES ARE PRESENT AT THE TERMINALS OF THE MODEL 2732.
ALL ELECTRICAL POWER SHOULD BE REMOVED WHEN CONNECTING OR DISCONNECTING WIRING.
THIS DEVICE SHOULD BE INSTALLED AND SERVICED BY QUALIFIED PERSONNEL.**

Installation Instructions

INSTALLATION

Connect the control wiring to the terminals with the contact markings (refer to the diagram on the unit). Apply power.

For manual reset, a jumper connection is added on the reset terminals and the reset button on the top of the monitor is used.

For remote reset, a remote normally-closed button can be added (both manual reset buttons can be used in this configuration).

ADJUSTMENT

Set the time delay to the required amount of delay. If the desired trip level is known, set the trip adjustment to that point. A slight adjustment up or down may be necessary to allow for tolerance variations.

Usually a trip is desired only if the current changes from the present nominal. For calibration, turn the TRIP DELAY clockwise to the maximum delay.

Turn the TRIP LEVEL slowly up (or down) until the yellow TRIP indicator comes on. Turn the adjustment back until the LED just goes out (if the manual reset is used, press and hold the reset button during this step).

Reset the time delay to the previous setting.

TROUBLESHOOTING

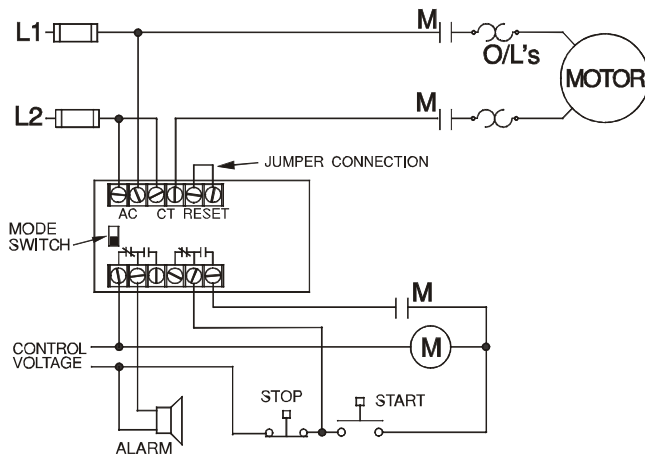
Should the Model 2732 Single Phase Current Monitor fail to operate, check all connections. Verify that power is present, and check all fuses. Should problems persist, contact the factory at 800-862-2875 for assistance.

WARRANTY

This product is warranted to be free from defects in materials and workmanship for one year. Should this device fail to operate, we will repair it for one year from the date of manufacture. For complete warranty details, see the *Terms and Conditions of Sales* page in the front section of the Time Mark catalog or contact Time Mark at 1-800-862-2875.

TYPICAL APPLICATION

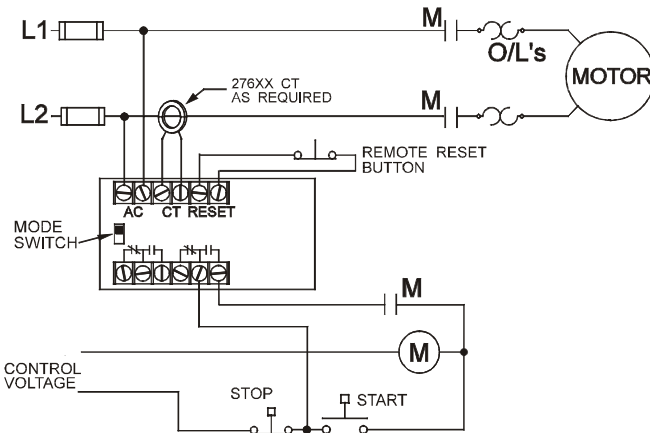
Under-Current with Alarm; Manual Reset



Shows No Power Applied

TYPICAL APPLICATION

Over-Current with Alarm; Remote Manual Reset



Shows No Power Applied

Telephone: Main - (918) 438-1220
Sales - (800) 862-2875
Fax: (918) 437-7584

E-mail: sales@time-mark.com
Internet: <http://www.time-mark.com>



11440 East Pine Street
Tulsa, Oklahoma 74116

11/2011
© 2011 TIME MARK CORPORATION

TIME MARK is a division of  AEMT, Inc.