




2000 Series

Bezel Mount Meters



1-1/2"	2-1/2"	3-1/2"	4-1/2"	6"
2018/22 ■ D.C. Moving Coil	2025 ■ D.C. Moving Coil	2035 ■ D.C. Moving Coil	2045 ■ D.C. Moving Coil	2060 ■ D.C. Moving Coil
2018R ■ A.C. Rectifier	2026 ■ A.C. Repulsion	2036 ■ A.C. Repulsion	2046 ■ A.C. Repulsion	2061 ■ A.C. Repulsion

FEATURES

- These attractively styled meters are produced in five sizes from 1-1/2" to 6".
- All models have long, flat arc scales and knife edge pointers for excellent readability.
- Most 1-1/2" to 6" meters are supplied with the self shielded Accuring movements.
- The standard AC repulsion movement is also available in 2-1/2" to 6" meter cases.
- Features for the 2000 series include matching AC and DC models, bezel or surface mounting, and choice of standard colors on the lower front cover at additional cost.
- Standard ranges for this series of meters, both AC and DC, are listed on the Hoyt price sheet and include DC Microamps, Milliamps, Millivolts, Volts, and Amps; AC Milliamps, Amps and Volts.
- Special dials are available with the following

SPECIFICATIONS

Accuracy:	±2% full scale value.
Resistance:	±15%
Dials:	100 or 90 degree arc, black lettering on white background. Special dial colors and artwork are available as an option.
Movement:	Spring loaded pivot and jewel movement that assures maximum torque and readability.
D.C. Ranges:	Microammeters, Milliammeters, Ammeters, Millivoltmeters and Voltmeters.
A.C. Ranges:	Milliammeters, Ammeters, and Voltmeters.
Mounting:	Specify (HS) Surface mount, (HB) Bezel mount.
Standard Options:	Optional colors available on lower front cover, mirror dials, acrylic.
Case Construction:	This series has clear polystyrene cases standard, but acrylic or high impact polycarbonate case are available in some models.

2000 SERIES BEZELS



Bezel Mount Meters

Bezels for mounting rectangular custom series models 2018, 2025/26, 2035/36, and 2045/46* behind the panel are sturdy, die cast black metal. Bezel mount meters may be ordered with optional quick mount positive locking tabs.

Bezel Part Numbers

C-7052 (overall size 2" x 1-3/16") for 2018

C-7036 (overall size 3-1/8" x 1-23/32") for 2025/26

C-7048 (overall size 3-7/8" x 2-9/32") for 2035/36

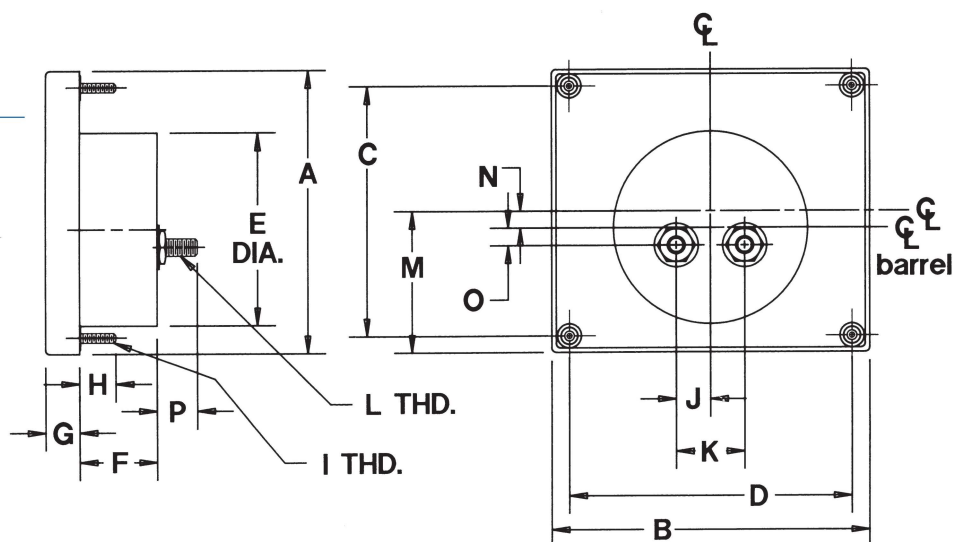
C-7030 (overall size 4-31/32" x 2-29/32") for 2045/46*

*Polycarbonate

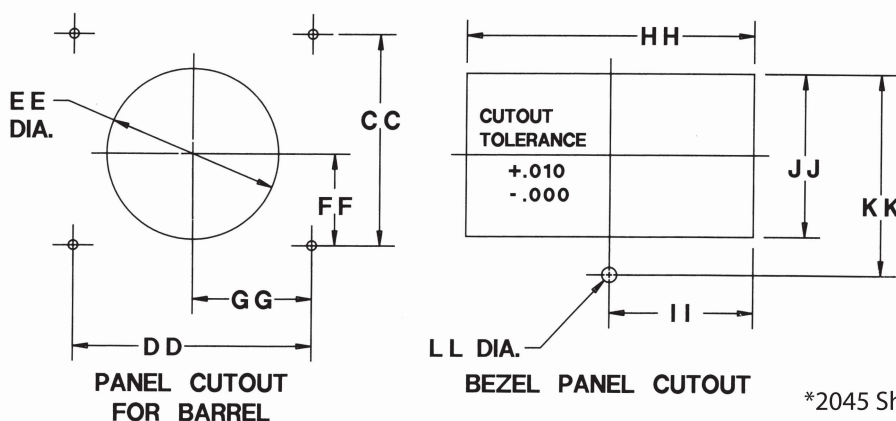


2000 Series Bezel Mount Meters

DIMENSIONS



MODELS	A	B	C	D	E	F	G	H	I	J	K	L	M	N	O	P
2018-22/18R	1.74	1.74	1.31	1.31	1.50	1.22	0.33	0.50	4-48	0.48	0.97	10-32	0.87	0.00	-.22	0.50
2025/26	2.38	2.81	1.88	1.88	2.16	1.12	0.42	0.50	4-48	0.48	0.97	10-32	1.19	0.00	0.00	0.50
2035/36	2.97	3.50	2.25	2.25	2.74	1.10	0.45	0.56	4-48	0.48	0.97	10-32	1.48	0.03	0.25	0.50
2045/46	4.03	4.50	3.56	4.00	2.75	1.10	0.48	0.62	6-32	0.48	0.97	10-32	2.02	0.24	0.25	0.50
2060/61	4.49	5.72	3.00	5.25	2.75	1.09	0.51	0.66	6-32	0.48	0.97	10-32	2.24	0.65	0.06	0.50



*2045 Shown

HOW TO ORDER

To order Hoyt 2000 series panel meters, choose correct model and size, add range and scale.

ORDERING EXAMPLES:

1. 3-1/2" DC shunt rated 0-100
Ammeter

Example: P/N 2035-50MVDC-100ADC

2. Order Bezel separate if Bezel
mount option is required.

MODELS	CC	DD	EE	FF	GG	HH	II	JJ	KK	LL
2018-22/18R	1.31	1.31	1.60	0.66	0.66	1.91	0.95	1.12	1.48	0.20
2025/26	1.88	1.88	2.26	0.94	0.94	3.00	1.50	1.61	2.06	0.25
2035/36	2.25	2.25	2.84	1.12	1.12	3.73	1.86	2.17	2.63	0.25
2045/46	3.56	4.00	2.88	1.54	2.00	4.82	2.41	2.76	3.40	0.25
2060/61	3.00	5.25	2.88	0.85	2.62	-	-	-	-	-