

Go/No Current Switches

Go/No status
0.25-200A range
Split and solid core models
N.O. 30VAC/DC or 120VAC output
Optional command relay



DESCRIPTION

Fixed threshold trip point detects the presence of current above low trip point to provide cost-effective status monitoring unit vents, exhaust fans, recirculation pumps, and other fixed loads where belt loss is not a concern.

APPLICATIONS

- Monitoring on/off status of electrical loads
- Monitoring direct-drive units, exhaust fans, and other fixed loads
- Verifying lighting run times

FEATURES

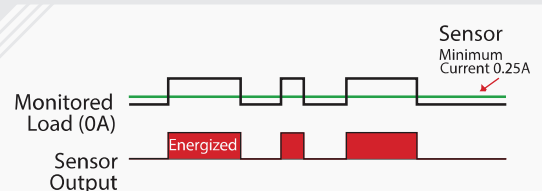
Reliable and cost-effective

- Solid-state—no moving parts to fail
- Less expensive than 277V relays for lighting status
- More reliable for status than relays across auxiliary contacts
- Industry leading 7 year limited warranty



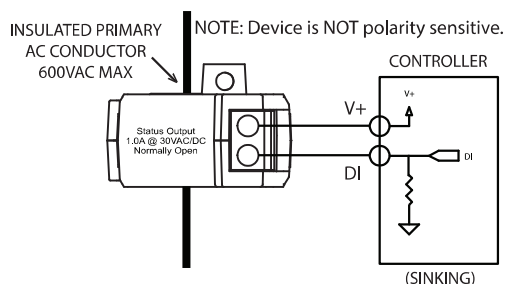
7 year limited warranty

Run status based on current

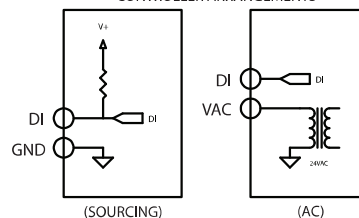


The go/no series output changes state whenever current above the minimum turn-on is present. This provides "go/no" status on loads that are not subject to mechanical failures.

TYPICAL WIRING




ALTERNATE CONTROLLER ARRANGEMENTS



Warning: Refer to installation instructions that accompany product and heed all safety instructions.

SPLIT CORE C-2300



L: 2.5" H: 0.57" W: 2.23"
A: 0.75"x. 0.75"

- Mount sensor without removing conductor for installation savings
- Clamp on conductor with iris, or use detachable base to screw or DIN mount
- Larger 0.75" aperture accommodates oversize conductors


OPTIONAL RELAY



L: 0.84" H: .72" W: 2.06"

- Add to 2300 series to get start/stop/status in a single device
- Reduces the number of installed components... saves time and space
- Removable relay facilitates service

SPLIT CORE - MINI C-2200



L: 2.00" H: .75" W: 1.75"
A: .040"x 0.32"

- Mount sensor without removing conductor for installation savings
- Fits in small enclosures
- Clamp on conductor with iris, or screw mount detachable base

SOLID CORE C-1300



L: 2.27" H: 1.04" W: 1.6"
A: 0.52" diameter

- Compact design
- Aperture accommodates spade terminals

SOLID CORE - MINI C-1200



L: 1.78" H: .88" W: 1.31"
A: 0.30" diameter

- Super small—fits anywhere
- Low cost

ORDERING INFORMATION

SPLIT CORE	Min (on)	Max A	N.O. Output
C-2300	0.35A	200A	1.0A@30VAC/DC
C-2300HV	0.35A	100A	0.2A@120VAC
SPLIT CORE - MINI			
C-2200	0.5A	50A	1.0A@30VAC/DC
SOLID CORE			
C-1300	0.25A	50A	1.0A@30VAC/DC
SOLID CORE - MINI			
C-1200	0.25A	50A	1.0A@30VAC/DC
C-1200HV	0.25A	50A	0.2A@120VAC

COMMAND RELAY

	Contact rating	Coil
CR3-24	N.O. 10A @ 125VAC	24VAC/DC 15mA nom.
CR4-24	N.C. 10A @ 125VAC	24VAC/DC 15mA nom.
CR3-12	N.O. 10A @ 125VAC	9-12VDC 30mA nom.
CR4-12	N.C. 10A @ 125VAC	9-12VDC 30mA nom.

SPECIFICATIONS

Standard Output Rating	1.0A@30VAC/DC
Line Voltage Output Rating	0.2A@120VAC (-HV MODELS ONLY)
Output Type	NO, solid-state FET
Temperature Rating	-15-60 ° C
Insulation Class	600V RMS. For use on insulated conductors only! Use minimum 75 ° C insulated conductor
Sensor Power	Induced
Frequency Range	50/60Hz