



Features

- Ethernet Serial Data I/O, Modbus TCP or Laurel ASCII protocol
- 4-20 mA or 0-10V transmitter output, 16 bits, jumper selectable, isolated
- Dual 120 mA solid state relays for alarm or control, isolated
- Factory calibrated for thermocouple types J, K, T, E, N, R, S each in one range
- User selectable input span from entire thermocouple range down to 15.0°
- Analog output resolution 0.0015% of span (16 bits), accuracy ±0.02% of span
- Fast update rate to 50 or 60 per second
- DIN rail mount housing only 22.5 mm wide, detachable screw-clamp connectors
- Universal 85-264 Vac / 90-300 Vdc or 10-48 Vdc / 12-32 Vac power
- Power over Ethernet (PoE) jumper selectable with 10-48 Vdc supply

Description

The Laureate thermocouple transmitter provides a linearized, highly accurate, stable and repeatable transmitter output for thermocouple types J, K, T, E, N, R or S. The thermocouple type and temperature range, specified in °C or °F, are user-selectable. The temperature range can be as wide as the entire span of the thermocouple type, or as narrow as 150 counts (such as 15.0°), limited only by considerations of electrical noise and digital filtering time constants.

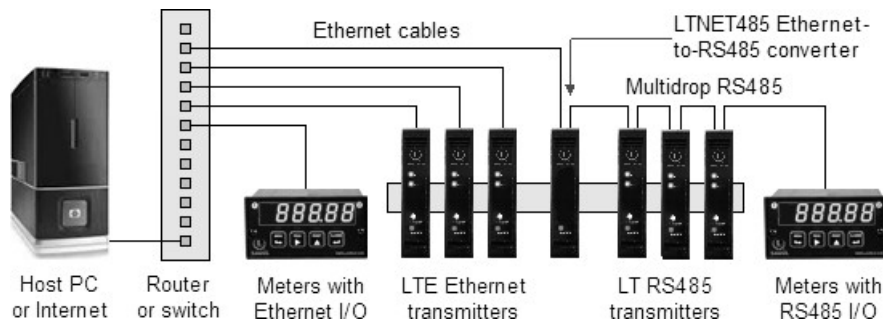
Digital calibration of all thermocouple ranges is performed at the factory, with calibration data stored in EEPROM on the signal conditioner board. This allows signal conditioner boards and ranges to be changed in the field with no need for recalibration. Cold junction compensation automatically corrects for temperature variations at the thermocouple reference junction at the transmitter. Open sensor indication is standard and may be set up to indicate either upscale or downscale.

Fast read rate at up to 50 or 60 conversions per second while integrating the signal over a full power line cycle is provided by Concurrent Slope (Pat 5,262,780) analog-to-digital conversion. High read rate is ideal for peak or valley capture and for real-time computer interface and control.

Discovery and configuration of Laureate Ethernet Nodes is easily achieved with Laurel's Node Manager Software, and the discovered transmitters can then be programmed using Laurel's Instrument Setup Software. Both softwares run on a PC under MS Windows and can be downloaded at no charge.

Standard features of Laureate LTE transmitters include:

- **Ethernet I/O, isolated.** Supported protocols are Modbus RTU and ASCII (tunneled via Modbus TCP) and Laurel ASCII. The latter is simpler than the Modbus protocol and is recommended when all devices are Laureates. Note that RS232 or RS485 data I/O in lieu of Ethernet is provided by our LT Series transmitters.
- **4-20 mA, 0-20 mA or 0-10V analog transmitter output,** isolated, jumper-selectable and user scalable. All selections provide 16-bit (0.0015%) resolution of output span and 0.02% output accuracy of a reading from -99,999 to +99,999 counts that is also transmitted digitally. Output isolation from signal and power grounds eliminates potential ground loop problems. The supply can drive 20 mA into a 500 ohm (or lower) load for 10V compliance, or 10V into a 5K ohm (or higher) load for 2 mA compliance.
- **Dual solid state relays, isolated.** Available for local alarm or control. Rated 120 mA at 130 Vac or 180 Vdc.
- **Universal 85-264 Vac power.** Low-voltage 10-48 Vdc or 12-32 Vac power is optional.

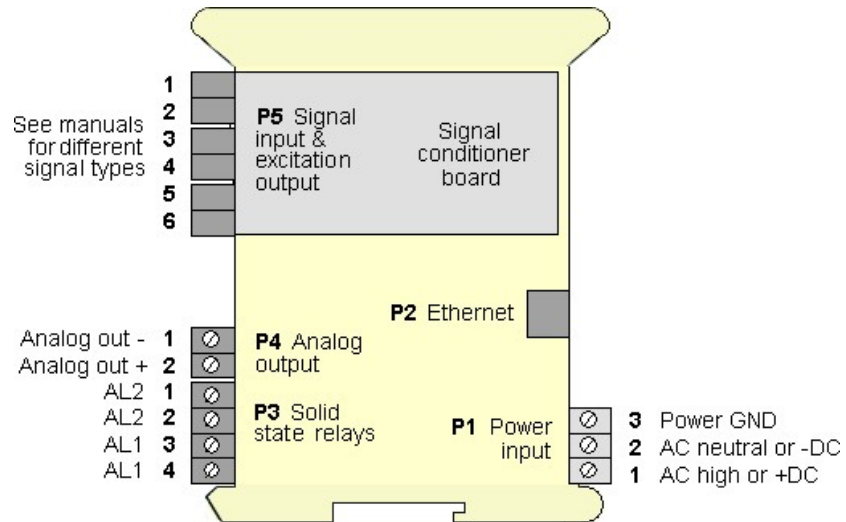


Specifications

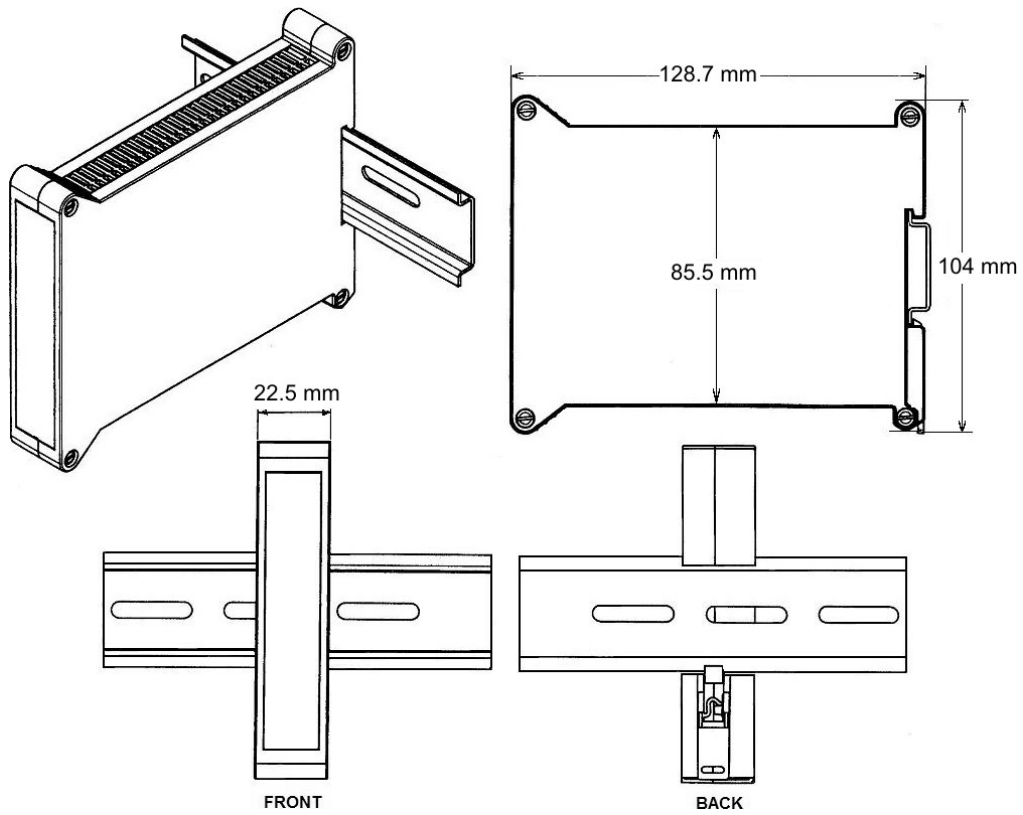
TC Types	Range	Conformity Error
J	-210°C to +760°C (-347°F to +1400°F)	±0.09°C (±0.16°F)
K	-244°C to +1372°C (-408°F to +2501°F)	±0.1°C (±0.17°F)
T	0°C to +400°C (32°F to 752°F) -257°C to 0°C (-430°F to +32°F)	±0.03°C (±0.05°F) ±0.2°C (±0.36°F)
E	-240°C to +1000°C (-400°F to +1830°F)	±0.18°C (±0.32°F)
N	-245°C to +1300°C (-410°F to +2370°F)	±0.10°C (±0.17°F)
R	-45°C to +1768°C (-49°F to +3214°F)	±0.17°C (±0.31°F)
S	-46°C to +1768°C (-51°F to +3213°F)	±0.12°C (±0.22°F)
Analog Input		
Calibration	NIST Monograph 125 (IPTS-68)	
Input resistance & current	1 GΩ, 100 pA	
Max lead resistance	1 kΩ max for rated accuracy	
Overall accuracy	±0.01 of full scale ±2 counts	
Span tempco	±0.003% of reading/°C	
Ref junction tempco	±0.02 deg/deg	
Over-voltage protection	125 Vac	
NMR at 50/60 Hz	80 dB plus selectable filter from 80 ms to 9.6 s time constant	
CMR, DC-60 Hz	120 dB with 500Ω imbalance	
CMV, DC-60 Hz	250 Vac from power and earth grounds	
Open sensor indication	0 mA or > 20 mA output, selectable	
Analog Output (standard)		
Output Levels	4-20 mA, 0-20 mA, 0-10 Vdc (jumper selectable)	
Compliance, 4-20 mA	10V (0-500Ω load)	
Compliance, 0-10V	2 mA (5 kΩ load or higher)	
Output Resolution	16 bits (65,536 steps)	
Output Accuracy	0.02% of output span plus conversion accuracy	
Output Isolation	250V rms working, 2.3 kV rms per 1 minute test	
Step response time	50 ms	
Dual Relay Output (standard)		
Relay Type	Two solid state relays, SPST, normally open, Form A	
Load Rating	120 mA at 140 Vac or 180 Vdc	
Serial Communications (standard)		
Type	10/100Base-T Ethernet per IEEE 802.3	
Data Rates	300, 600, 1200, 2400, 4800, 9600, 19200 baud	
Output Isolation	250V rms working, 2.3 kV rms per 1 min test	
Serial Protocols	Modbus TCP, Modbus RTU, Modbus ASCII, Laurel ASCII	
Modbus Compliance	Modbus over Serial Line Specification V1.0 (2002)	
Digital Addresses	247 for Modbus, 31 for Laurel ASCII	
Power Input		
Standard Power	85-264 Vac or 90-300 Vdc	
Low Power Option	10-48 Vdc or 12-32 Vac	
Power Frequency	DC or 47-63 Hz	
Power Isolation	250V rms working, 2.3 kV rms per 1 min test	
Power Consumption	2W typical	
Mechanical		
Dimensions	129 x 104 x 22.5 mm case	
Mounting	35 mm rail per DIN EN 50022	
Electrical Connections	Plug-in screw-clamp connectors	
Environmental		
Operating Temperature	0°C to 55°C	
Storage Temperature	-40°C to 85°C	
Relative Humidity	95% at 40°C, non-condensing	
Cooling Required	Mount transmitters with ventilation holes at top and bottom. Leave 6 mm (1/4") between transmitters, or force air with a fan.	



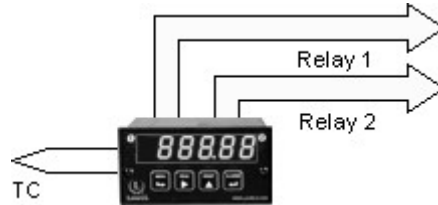
Pinout



Mechanical



Operation as a Fast ON/OFF Controller or Supervisory Monitor



With the optional dual solid state relay output option, which has a typical response time of only 17 ms, Laureate temperature meters and transmitters can serve as extremely fast and accurate ON/OFF controllers for closed-loop temperature control. They can also serve as supervisory process monitors and provide alarms or shutoffs when processes exceed normal limits.

Multiple setpoint operating modes are individually selectable for each relay. Relay duty cycles and chatter can be minimized with programmable hysteresis and time delays. A band deviation operating mode can be selected for each relay, where an alarm is generated whenever the reading is a selected number of counts above or below the setpoint. The relay modes are non-latching.

Ordering Guide

Create a model a model number in this format: **LTE20JC**

Transmitter Type	LTE Laureate 4-20 mA & Ethernet Transmitter
Main Board	2 Standard Main Board
Power	0 Isolated 85-264 Vac or 90-300 Vdc 1 Isolated 12-32 Vac or 10-48 Vdc
Thermocouple Input	<p>JC Thermocouple Type J, -210°C to 760°C JF Thermocouple Type J, -347°F to 1400°F KC Thermocouple Type K, -347°C to 1372°C KF Thermocouple Type K, -408°F to 2501°F TC Thermocouple Type T, -257°C to 400°C TF Thermocouple Type T, -430°F to 752°F EC Thermocouple Type E, -240°C to 1000°C EF Thermocouple Type E, -400°F to 1830°F NC Thermocouple Type N, -240°C to 1000°C NF Thermocouple Type N, -410°F to 2370°F SC Thermocouple Type S, -46°C to 1768°C SF Thermocouple Type S, -51°F to 3214°F RC Thermocouple Type R, -45°C to 1768°C RF Thermocouple Type R, -49°F to 3213°F</p> <p>Note: The same signal conditioner board can be user configured for all thermocouple types listed and °C or °F.</p>