HIOKI

AC CLAMP METER 3280-10F

Rugged & Compact

AC FLEXIBLE CURRENT SENSOR (option)
φ130 mm (5.12")
4200 A AC

Use with an AC Clamp Meter to measure large wires and currents.

Attachment
(Included with AC Flexible Current Sensor)

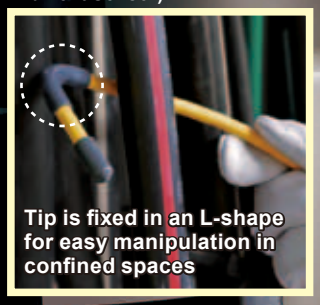

AC CLAMP METER
φ33 mm (1.30")
1000 A AC

Pocket size

Broad operating temperature range

Mechanically robust design

*AC Flexible Current Sensor optional.
Also available as part of a value-priced set.

CE | 3 year Guarantee | DROP PROOF | MEAN

Measurement functions

~A	~V	⎓V	Ω	Continuity
AC current	AC voltage	DC voltage	Resistance	

Essential equipment for professional electricians: Measure current and voltage with a single instrument











Specifications

Basic accuracy figures for measurement ranges are indicated in parentheses.
Accuracy guaranteed for 1 year, Post-adjustment accuracy guaranteed for 1 year, Product warranty period is 3 years.

AC measurement method	MEAN value
Core jaw diameter	ϕ33 mm (1.30"), jaw thickness: 9.5 mm (0.37")
Max. rated voltage to earth	Jaw : CAT IV 300 V, CAT III 600 V Voltage measurement terminal : CAT III 300 V, CAT II 600 V
AC Current	42.00 A/ 420.0 A/ 1000 A (±1.5% rdg.±5 dgt.)
Frequency characteristics	50 to 60 Hz
AC Voltage	4.200 V to 600 V, 4 ranges (±1.8% rdg.±7 dgt.)
Frequency characteristics	45 Hz to 500 Hz
DC Voltage	420.0 mV to 600 V, 5 ranges (±1.0% rdg.±3 dgt.)
Resistance	420.0 Ω to 42.00 MΩ, 6 ranges (±2.0% rdg.±4 dgt.)
Continuity Check	420.0 Ω (±2.0% rdg.±4 dgt.) Threshold of buzzer sound 50 Ω±40 Ω or less
Display refresh rate	400 ms
Operating temperature and humidity	−25°C to 65°C (−13°F to 149°F), 80% RH or less (no condensation)

Storage temperature and humidity	−25°C to 65°C (−13°F to 149°F), 80% RH or less (no condensation)
Drop-proof distance	1 m onto concrete
Standards	Safety : EN 61010, EMC : EN 61326
Functions	Data hold, Auto power-saving function
Power supply	Coin type lithium battery CR2032×1
Continuous use	120 hours
Dimensions and mass	57W×175H×16D mm (2.24"W × 6.89"H × 0.63"D), 100 g (3.5 oz.)

AC FLEXIBLE CURRENT SENSOR CT6280 specifications

Core jaw diameter	ϕ130 mm (5.12") (Cable cross-section diameter: 5 mm (0.20"), tip cap diameter: 7 mm (0.28"))
AC Current	420.0 A/ 4200 A (±3.0% rdg.±5 dgt.)
Cable length	800 mm (31.5")

Lineup

Model	AC CLAMP METER 3280-10F	AC CLAMP METER SET 3280-70F
AC measurement method	MEAN value	MEAN value
Order code	3280-10F	3280-70F
Includes	3280-10F CARRYING CASE 9398 TEST LEAD L9208 Coin type lithium battery CR2032 Instruction Manual	3280-10F AC FLEXIBLE CURRENT SENSOR CT6280 CARRYING CASE C0205 TEST LEAD L9208 Coin type lithium battery CR2032 Instruction Manual
Image		

Options

TEST LEAD L9208

CARRYING CASE 9398

AC FLEXIBLE CURRENT SENSOR CT6280
(optional, includes C0205 and attachment)

CT6280

CARRYING CASE C0205
(optional, for storing the CT6280, L9208 and main body)

9209

TEST LEADS HOLDER 9209
(optional, one end of each test lead is fixed to rear of case.)

L4933

CONTACT PIN SET L4933* (optional)

SMALL ALLIGATOR CLIP SET L4934* (optional)

L4934

*Probe tips can be used on TEST LEAD L9208.

About AC measurement

There are two methods for converting current into RMS values: the mean method (mean rectification RMS value indication) and the true RMS method (true RMS value indication).

MEAN method (MEAN value)

The input waveform is treated as an undistorted sine wave (single frequency only). The AC signal mean is calculated, converted to an RMS value, and displayed.
The measurement error increases when the waveform is distorted.

Ideal for distorted current signals
The legacy 3280-20F has been redesigned to deliver easier clamping

NEW AC CLAMP METER CM3289

- Measure even harmonic waveform components using the **True RMS method**
- A new sensor profile yields outstanding ease of use
- Connect the CT6280 flexible sensor to measure up to 4199 A in thick or paired wires

Note: Company names and Product names appearing in this catalog are trademarks or registered trademarks of various companies.

HIOKI
HIOKI E. E. CORPORATION

HEADQUARTERS
81 Koizumi
Ueda, Nagano 386-1192 Japan
www.hioki.com

HIOKI USA CORPORATION
TEL +1-609-409-9109 FAX +1-609-409-9108
hioki@hiokiusa.com / www.hiokiusa.com

HIOKI (Shanghai) SALES & TRADING CO., LTD.
TEL +86-21-6391-0090/0092 FAX +86-21-6391-0360
info@hioki.com.cn / www.hioki.cn

HIOKI SINGAPORE PTE.LTD.
TEL +65-6634-7677 FAX +65-6634-7477
info-sg@hioki.com.sg / www.hioki.com.sg

HIOKI KOREA CO., LTD.
TEL +82-2-2183-8847 FAX +82-2-2183-3360
info-kr@hioki.co.jp / www.hiokikorea.com

HIOKI EUROPE GmbH
TEL +49-6173-31856-0 FAX +49-6173-31856-25
hioki@hioki.eu / www.hioki.com

DISTRIBUTED BY

All information correct as of May 10, 2018. All specifications are subject to change without notice.

3280-10F_E2-85B Printed in Japan